



FRAMED GLASS BALUSTRADE

Features

- Strong durable non weld aluminium construction
- Temper grade alloys specified by engineers. These alloys give the system optimum strength characteristics, corrosion resistance and have a high architectural grade surface finish.
- Great selection of quality powder coated and anodized finishes, to compliment or contrast with your property.
- Fully concealed fittings for greater aesthetics and protection from corrosion.
- Choice of handrail profile design options.
- All products comply with NZ4203 AS1657 Structural design and design loadings & NZ4223 AS1926.1 Code of Compliance for glazing in buildings.

Options

- Obscure or tinted toughened safety glass.
- Privacy screening.


Residential & Commercial

- Provista Balustrade Systems have been designed to comply with both residential and commercial building regulations.

Framed Glass Balustrade Styles

Fixing Methods


- Sleek yet bold. An ideal compliment to modern architectural styling.
- Enhanced classic style, designed to compliment contemporary architecture.
- Designed to blend with a wide range of modern and contemporary architectural styles.



Designed to blend with a wide range of modern and contemporary architectural styles.



Framed Balustrade Styles




Manor

Top Fixed



Face Fixed



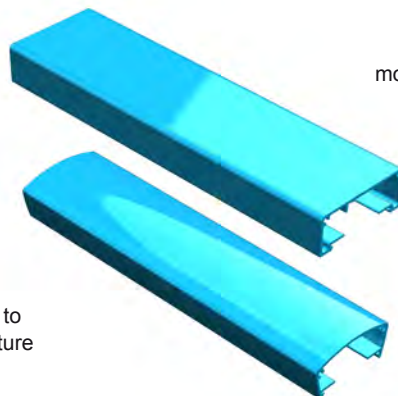
Estate

Top Fixed



Face Fixed

Handrail Options



EURO

Enhanced classic style, designed to compliment contemporary architecture

RETRO

Sleek classic lines, ideal for modern architecture. Very on trend